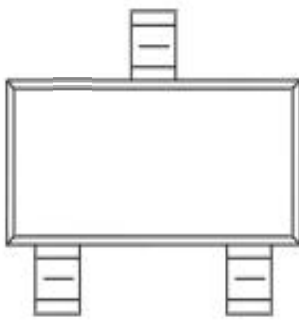




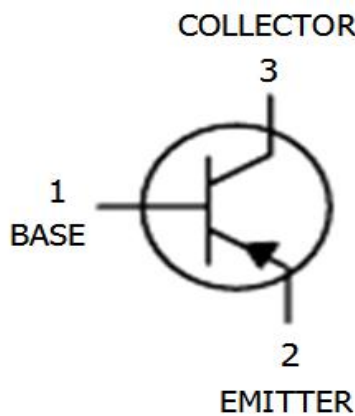
SHENZHEN MENGKE ELECTRONICS TECHNOLOGY CO.,LTD
SOT-23 Plastic-Encapsulate Transistors

2SB624 **TRANSISTOR (PNP)**

MARKING:

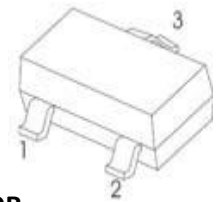


Equivalent Circuit:



SOT-23

- 1.BASE
- 2.EMITTER
- 3.COLLECTOR



FEATURES:

- ※ Complimentary to 2SD596
- ※ High DC Current gain

MAXIMUM RATINGS (Ta=25°C unless otherwise noted)

Parameter	Symbol	Value	Unit
Collector-Base Voltage	VCBO	-30	V
Collector-Emitter Voltage	VCEO	-25	V
Emitter-Base Voltage	VEBO	-5	V
Collector Current	IC	-700	mA
Collector Power Dissipation	PC	200	mW
Thermal Resistance From Junction To Ambient	ROJA	325	°C/W
Junction Temperature	Tj	150	°C
Storage Temperature	Tstg	-55~+150	°C



ELECTRICAL CHARACTERISTICS (Ta=25°C unless otherwise specified)

Parameter	Symbol	Test Condition	Min	Typ	Max	Unit
Collector-base breakdown voltage	V(BR)CBO	IC= -100μA, IE=0	-30			V
Collector-emitter breakdown voltage	V(BR)CEO	IC= -1mA, IB=0	-25			V
Emitter-base breakdown voltage	V(BR)EBO	IE=-100μA, IC=0	-5			V
Collector cut-off current	ICBO	VCB=-30 V , IE=0			-0.1	μA
Emitter cut-off current	IEBO	VEB= -5V , IC=0			-0.1	μA
DC current gain	hFE	VCE=-1V, IC= -100mA	110		400	
	hFE	VCE=-1V, IC=- 700mA	50			
Collector-emitter saturation voltage	VCE(sat)	IC=-700 mA, IB= -70mA			-0.6	V
Base-emitter saturation voltage	VBE(sat)	VCE=-6V, IC=- 10mA			-0.7	V
Transition frequency	fT	VCE=-6V, IC= -10mA f=100MHz		160		MHz
Collector Output Capacitance	Cob	VCE=-6V, IE= 0 f=1MHz		17		pf

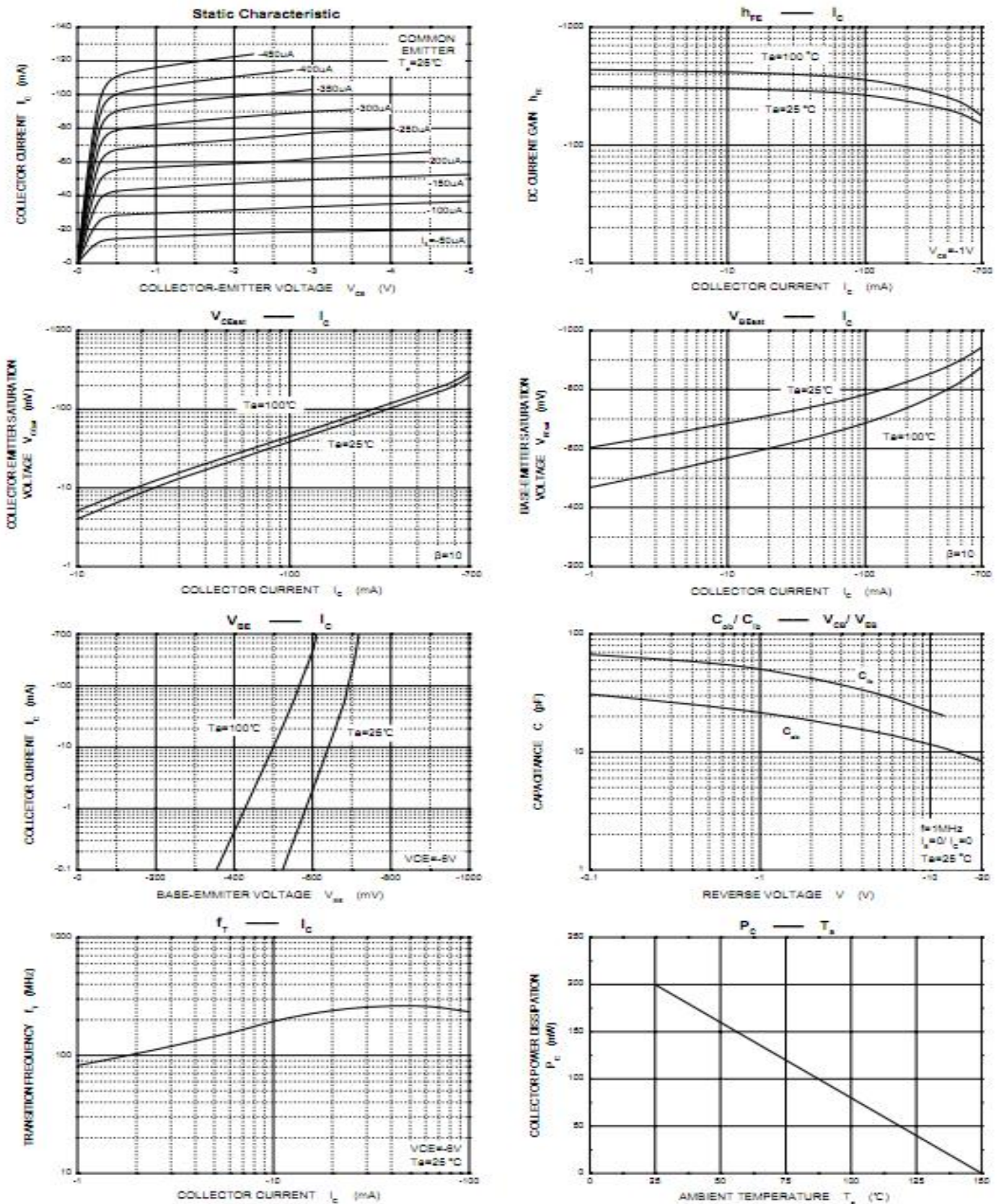
※ Pulse test: Pulse width≤350μs,Duty Cycle≤2%

CLASSIFICATION OF hFE

MARKING	BV1	BV2	BV3	BV4	BV5
Range	110-180	135-220	170-270	200-320	250-400

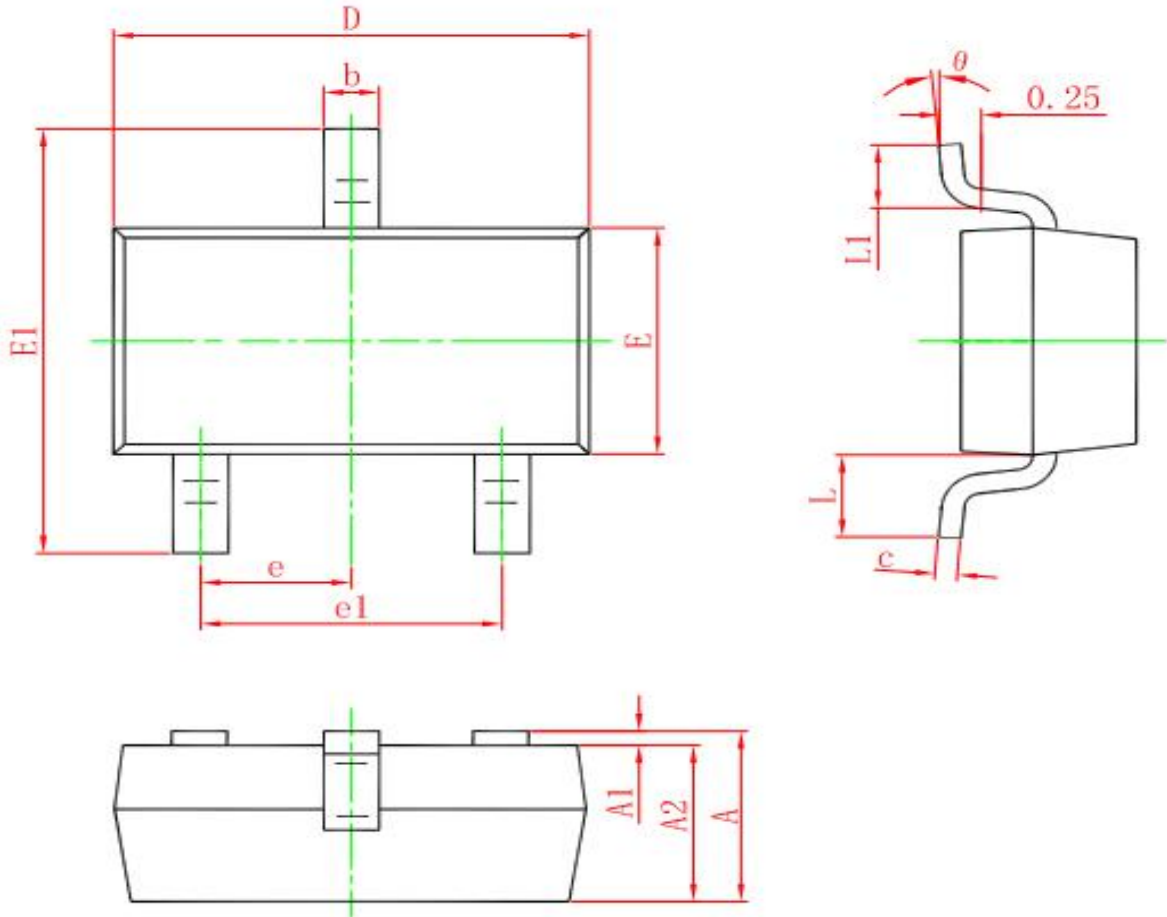


TYPICAL ELECTRICAL AND THERMAL CHARACTERISTICS





SOT-23 PACKAGE OUTLINE DIMENSIONS



Symbol	Dimensions In Millimeters		Dimensions In Inches	
	Min.	Max.	Min.	Max.
A	0.900	1.150	0.035	0.045
A1	0.000	0.100	0.000	0.004
A2	0.900	1.050	0.035	0.041
b	0.300	0.500	0.012	0.020
c	0.080	0.150	0.003	0.006
D	2.800	3.000	0.110	0.118
E	1.200	1.400	0.047	0.055
E1	2.250	2.550	0.089	0.100
e	0.950 TYP.		0.037 TYP.	
e1	1.800	2.000	0.071	0.079
L	0.550 REF.		0.022 REF.	
L1	0.300	0.500	0.012	0.020
θ	0°	8°	0°	8°